



5 sucking modes

10 massage modes

App operated

Waterproof IPX6

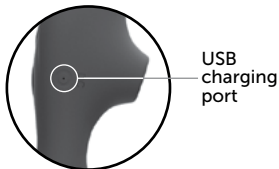
Made from silicone and ABS plastic

Air play

PRODUCT MANUAL

Charging



- For maximum pleasure charge before every use.
- Connect the included USB cable and insert the USB end into the wall adaptor or computer USB port (Computer must be turned on).
- The intermittent glow indicates charging in progress.
- A full charge takes up to 3 hours for 1 hour of play.
- Do not use the device while charging.

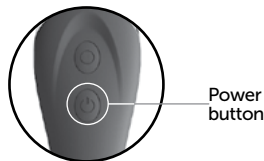


Cleaning and Care

- Use a toy cleaner/mild soap with water to clean the product before and after each use.
- Pat with a towel and allow it to air-dry completely.
- Use with the water-based lube only, no silicone lubricants.
- Please avoid contact with silicone or silicone-containing materials as it may damage the product.

How To Use

- Hold the  button to turn the massage mode on/off.
- Press it quickly to cycle through the 10 massage modes.
Hold the  button to turn the sucking mode on/off.
Press it quickly to cycle through the 5 sucking modes.



App operation

Download and installation

- Download the **Mutuafun App** from Google Play or App Store (the app is free).
- Scan the QR Code to get the app from App Store:



App operation

- Scan the QR Code to get the app from Google Play:



- Tap the “Starting to connect” button to connect the toy to your phone. The toy must be turned on while linking it to the app.
- Select the mode you’d like to try on the application’s home page.
- Select the pattern you want to try in the “Automatic Mode.”
- In the “Touch Mode,” you can create vibration patterns for your toy by drawing lines on the screen.
- In the “Custom Mode”, you can create vibration patterns for your toy by tapping on modes in your preferred rhythm. When the scale fills to 100%, you will be able to save your pattern.
- In the “Heating Mode,” you can customize how warm the toy gets.
- In the “Music Mode,” you can sync the toy’s vibration to any music downloaded to your phone’s storage.

Press the the ► button to turn music on/off.

- In the “**Sound Mode**,” you can sync your toy’s vibration to any surrounding sounds.
- In the “**Remote Mode**”, you can join or create a playroom.
- To create a playroom, enter the room’s name and tap the “**Confirm**” button. Share the room ID with your partner. Once in the playroom, they’ll be able to control your toy via the app. For this shared experience, your partner can be anywhere in the world, controlling your toy long distance.
- To join a playroom, enter the room ID shared by your partner.
- Select any pattern to control your partner’s toy.
- Message each other while you play in the “**Send Message**” tab. Pick the reaction emoji in the “Real-time Experience” tab .
- To read the full app guide, visit <https://www.edenfantasys.com/mutuafun-manual> or scan the QR code:



Warning

- Do not use on inflamed and injured areas.
- Discontinue use if feeling pain or discomfort.
- Adult novelty only. Use for medical purposes or for a use that has an adverse effect on any function of the body is prohibited.

edenfantasys
THE NEW INTIMACY

www.edenfantasys.com

Customer Service
10 AM - 7 PM EST
Phone: +1 (770) 604 - 1352